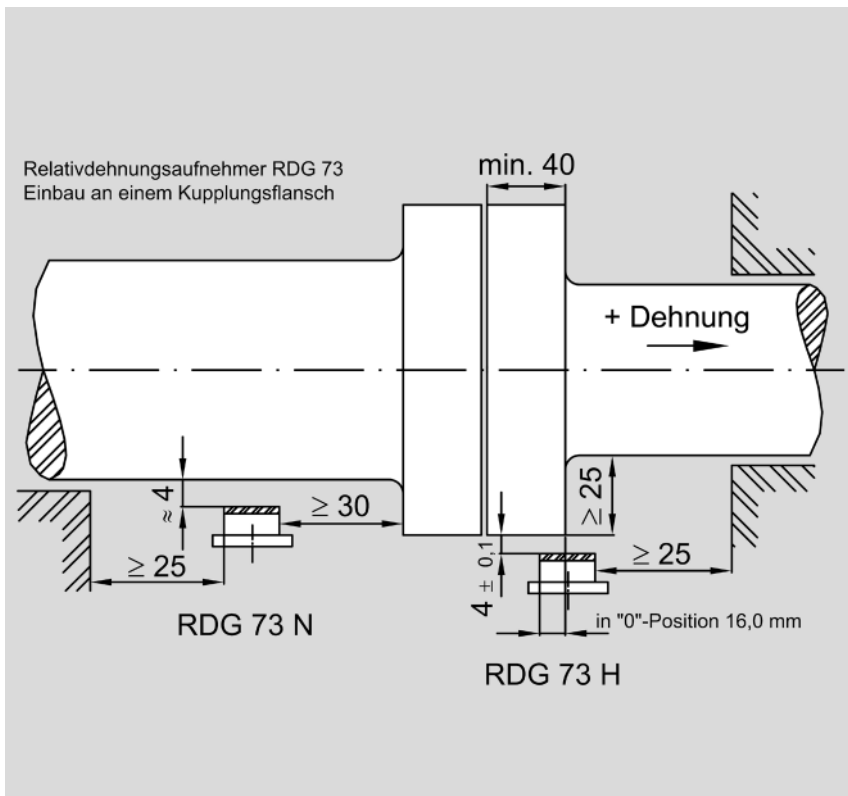


Measuring Relative Elongation

Non Contact Eddy-Current Transducer RDG 73



Advantages

- Large measurement range
- Insensitive against oil and other dielectrics in the measurement gap
- Intrinsically safe design
- according to API 670 and/or DIN 45670


Applications

- Measuring relative axial elongation
- Connection to monitoring devices


Description

To measure the relative axial shaft elongation, the active RDG 73H is positioned in such a way that different overlaps occur through a shaft collar or a flange. The passive RDG 73N has a constant overlap to compensate for temperature effects and radial shaft displacement. The measurement value results from the difference between the current distance to a shaft collar and the respective zero position.

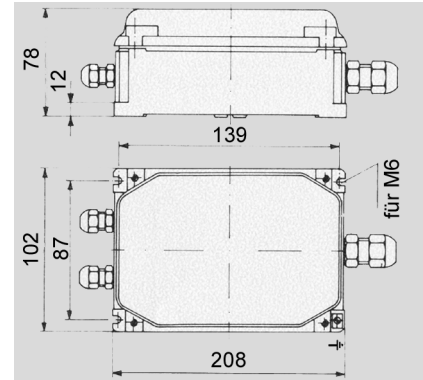
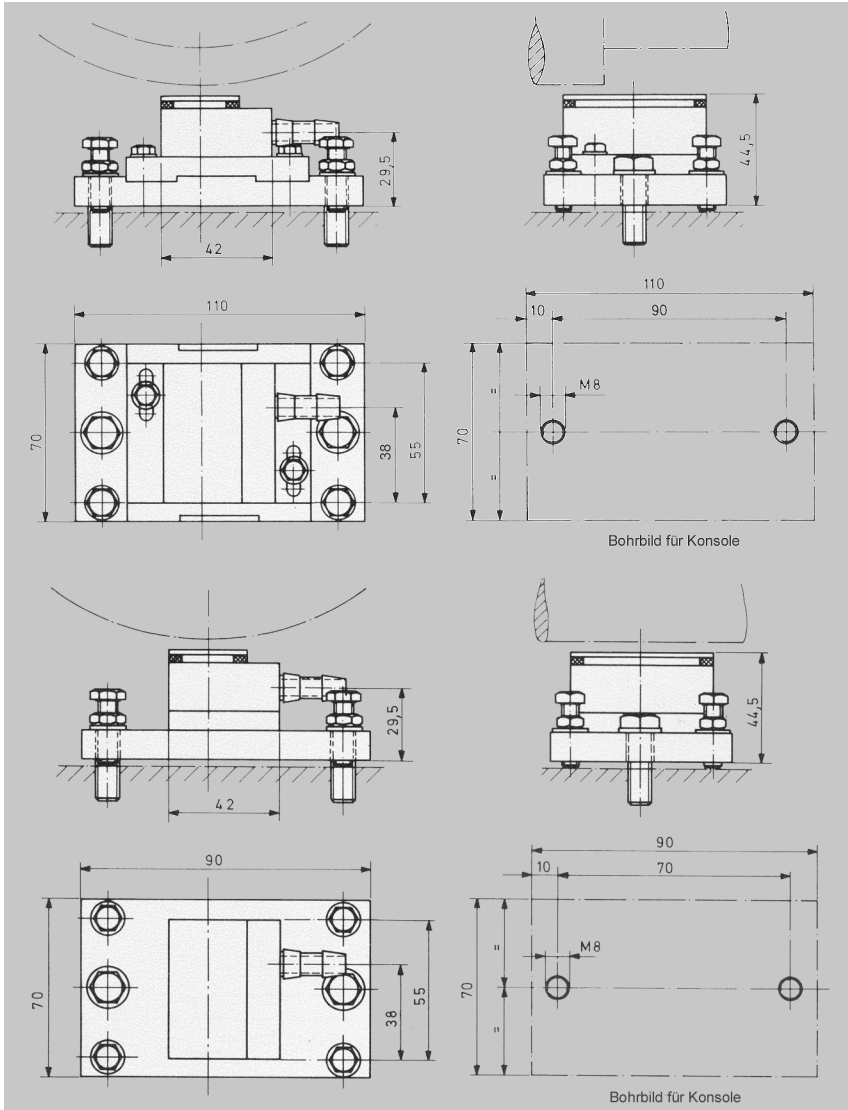
The measuring concept of the eddy-current transducer is based on the physical principle of the dampening of a high frequency field through conductive materials. The attenuation ratio is proportional to the overlap between the conductive shaft and the transducer coil. The transducers require an adaptor unit containing an oscillator and a demodulator.



RDG 73 H



RDG 73 N



RD adaptor unit with protective housing

Dimensions of active RDG 73 H (top) and passive RDG 73 N (bottom)

Technical data

Transducer	RDG 73 H / N
Head material	Plastic
Connection cable	5 m, non-removable
Cable material	Teflon RG 195
Linear range	20 mm
Voltage sensitivity	1.6 V / mm
Operating temperature	-20 to +110 °C
Adaptor unit	347 - 0017
Supply voltage	-8 V, +8 V
Measurement range	-5 to +15 mm
Sensitivity	0.16 V/mm
Storage temperature	-20 to +100 °C
Operating temperature	-20 to +65 °C
Dimensions	208 mm x 102 mm x 78 mm
Weight	approx. 600 g

Scope of supply

- Transducer RDG 73
- Adaptor unit with protective housing

Options

- Housing feedthroughs
- Protective hoses

All information without obligation, subject to change without notice!